

## Chimney fan

# Draftbooster

Draftbooster was designed to provide perfect operating conditions for closed wood-burning stoves and fireplace inserts, especially during initial operation, when the chimney draught is ineffective due to the chimney being cold.

Draftbooster will also facilitate kindling of firewood and reduce smoke in the room when the door is open. It is available in a matte black and a polished steel version.



### Functions

Draftbooster is either running full speed, or it is turned off. If, during operation, the draught (in a heated-up chimney) becomes too intense, it is acceptable to turn off the fan. On the fan is an integrated operating switch (Fig. 1-1). This is used in case of the fan or chimney being cleaned.

### Product design

- Maximum allowable exhaust temperature is 250°C just below the chimney fan
- May be used with wood burning stoves/ fireplace inserts with a rated output of 3 to max. 8 [kW]
- All sheet parts are made of stainless steel EN1.4301/AISI304

The unique design and construction are:

- Design protected Nr. 002607085-0001
- Patent pending

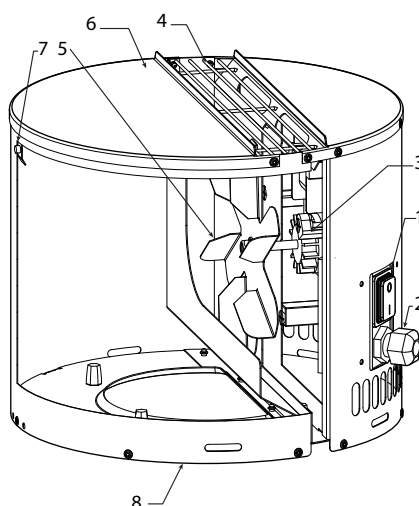
### APPROVALS

Draftbooster is developed according to requirements in

- PrEN16475-2 (Chimney fans)

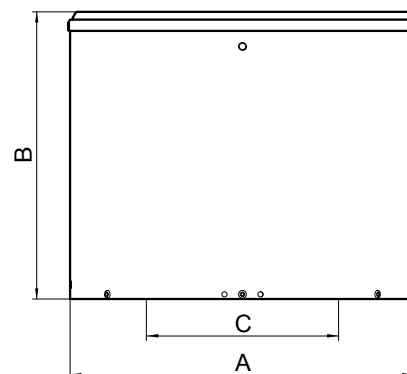
### Technical data

1. Motor cable
2. Top section
3. Motor
4. Vane
5. Cooling plate
6. Base plate
7. Hinges
8. Locking screws

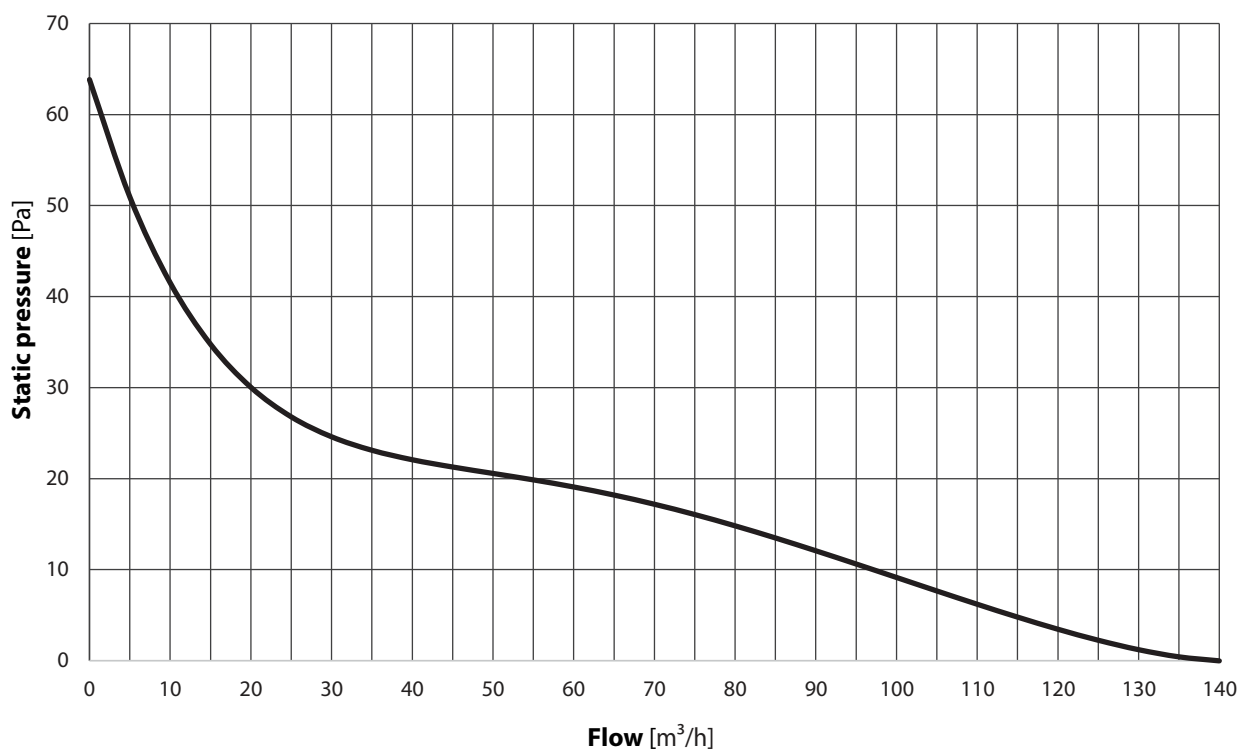


## Technical data

Measurements	A	ø266 mm
	B	230 mm
	C	ø140 mm
Impedance protected	Yes	
Max. operating temperature	250 °C	
Max. standstill temperature	250 °C	
Resistance value [Zeta]	6,7	
Vent pipe	Vertical	
Engine type	Shaded pole, class H	
Rev/min	2,000	
Voltage	1x230 [V AC]	
Amperage	0,27 [Amp]	
Power consumption	36 [W]	
Weight	3,2 [kg]	



## Capacity diagrams



#### PLEASE NOTE:

The capacity diagrams are measured with a flue gas temperature of 20 °C. The fan's capacity changes with the temperature of the flue gases. The correction of the capacity can be calculated using the following equation:

$$P_{s_{20}} = P_{s_t} \times \left( \frac{273 + t}{293} \right)$$

$P_{s_t}$  = static pressure at a certain temperature (t)

$t$  = temperature measured in °C

$P_{s_{20}}$  = static pressure at 20 °C

$$P_{s_{20}} = P_{s_t} \times \frac{(273 + t)}{293}$$

#### EXAMPLE:

System demand: 53 m<sup>3</sup>/h and 13 Pa at 180°C

Fan selection: 53 m<sup>3</sup>/h and 20 Pa at 20°C

$$P_{s_{20}} = 13 \times \frac{(273 + 180)}{293}$$

## Sound data

Lp	dB (A)*
Sound pressure	25

\* Lp = sound pressure level dB (A) at 10 m distance from the fan at halfsperic sound distribution

Sound levels to external surroundings Lp dB (A) measured in accordance with ISO 3744.

Lp (5 m) = Lp (10 m) + 6 dB

Lp (20 m) = Lp (10 m) - 6 dB